




GRETA


THE NEW ENTRY LEVEL PANEL FOR
ELEVATOR CARS AND LANDINGS

- ✓ Ultraflat profile
- ✓ Unmistakable design
- ✓ Quality and value at the right price



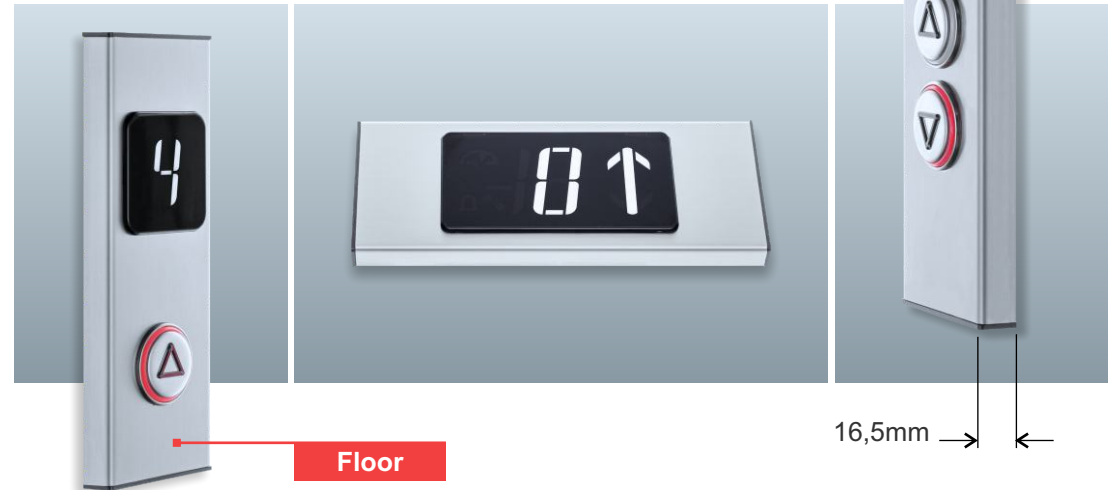
Scotch-brite

GRETA is the new surface mounted panel for elevator cars and landings. It is made of stainless steel with Scotch Brite finish with a thickness of 1,5mm for the car and 1mm for landings. Ideal for modernizations but also for new installations where a simple and quick installation is required, but at the same time with a stylish and modern look. Greta can fit all DMG ultraflat components.



Car

The GRETA car panel is only available in the "short" version h23mm. The top ending of the car panel is in stainless steel and the bottom ending with an unmistakable design is in plastic with recessed edge.



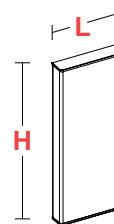
Floor

The GRETA landing plates has an ultraflat profile of 16,5mm only. Super quick to install back frame includes fixing holes template. The top/bottom endings in plastic and the sub-plate form a single piece with the bottom frame. Ultraflat components that fit the Greta profile of 16,5mm:

- Disco push button
- Banksy position indicator
- Raffaello 2" TFT position indicator (frontal mounting with D1 screen)
- Raffaello 2,8" TFT position indicator (back mounting)



Metal endings are also available as an upgrade for a very elegant and stylish look of your elevator fixtures.



		H									
	L	200	240	600	700	800	900	1000	1100	1200	
Floor	70	✓	✓								
	100										
Car	160			✓	✓	✓	✓	✓	✓	✓	
	200									✓	

Intermediate sizes available on request.